

Be sure to make the matching  
Sunny Dishcloth found at:  
[www.sugarncream.com](http://www.sugarncream.com)



**LILY® SUGAR'N CREAM®  
CLOUDY DISHCLOTH (TO CROCHET)**

**MEASUREMENT**

Approx 9" x 14" [23 x 35.5 cm]

**MATERIALS**

**Lily® Sugar'n Cream®** (70.9 g/2.5 oz; 109 m/120 yds)  
00001 (White) **1 ball or 60 g/66 yds**

Size 5 mm (U.S. H or 8) crochet hook **or size needed to obtain gauge.**

**GAUGE**

13 sc and 14 rows = 4" [10 cm].

**ABBREVIATIONS**

[www.sugarncream.com/abbreviations](http://www.sugarncream.com/abbreviations)

- |                             |                              |
|-----------------------------|------------------------------|
| <b>Approx</b> =             | <b>Rnd(s)</b> = Round(s).    |
| Approximately.              | <b>Sc</b> = Single crochet.  |
| <b>Ch(s)</b> = Chain(s).    | <b>St(s)</b> = Stitch(es).   |
| <b>Dc</b> = Double crochet. | <b>Tog</b> = Together.       |
| <b>Rep</b> = Repeat.        | <b>Yoh</b> = Yarn over hook. |

**INSTRUCTIONS**

Ch 73 loosely. (See diagram on page 2).

**1st row:** 7 dc in 4th ch from hook (counts as 8 dc). 1 dc in each of next 4 ch. Place marker on last dc. *\*(Yoh and draw up a loop in next ch. Yoh and draw through 2 loops on hook) twice. Yoh and draw through all loops on hook - dc2tog made.* 1 dc in each of next 6 ch. Rep from \* 7 times more. Turn.

**2nd row:** Ch 2. 1 dc in next dc (counts as dc2tog). (1 dc in each of next 5 sts. Dc2tog) 7 times. 1 dc in each of next 9 dc. 2 dc in each of next 8 dc. Turn.

**3rd row:** Ch 3 (counts as dc). (2 dc in next dc. 1 dc in next dc) 8 times. 1 dc in each of next 3 dc. (Dc2tog. 1 dc in each of next 4 dc) 8 times. Turn.

**4th row:** Ch 2. 1 dc in next dc (counts as dc2tog). (1 dc in each of next 3 sts. Dc2tog) 7 times. 1 dc in each of next 7 dc. (2 dc in next dc. 1 dc in each of next 2 dc) 8 times. Turn.

**5th row:** Ch 3 (counts as dc). (2 dc in next dc. 1 dc in each of next 3 dc) 8 times. 1 dc in each of next 3 dc. (Dc2tog. 1 dc in each of next 2 dc) 8 times. Turn.

**6th row:** Ch 2. 1 dc in next dc (counts as dc2tog). (1 dc in next st. Dc2tog) 7 times. 1 dc in each of next 5 dc. (2 dc in next dc. 1 dc in each of next 4 dc) 8 times. Turn.

**7th row:** Ch 3 (counts as dc). (2 dc in next dc. 1 dc in each of next 5 dc) 8 times. 1 dc in each of next 3 dc. (Dc2tog) 8 times. Turn.

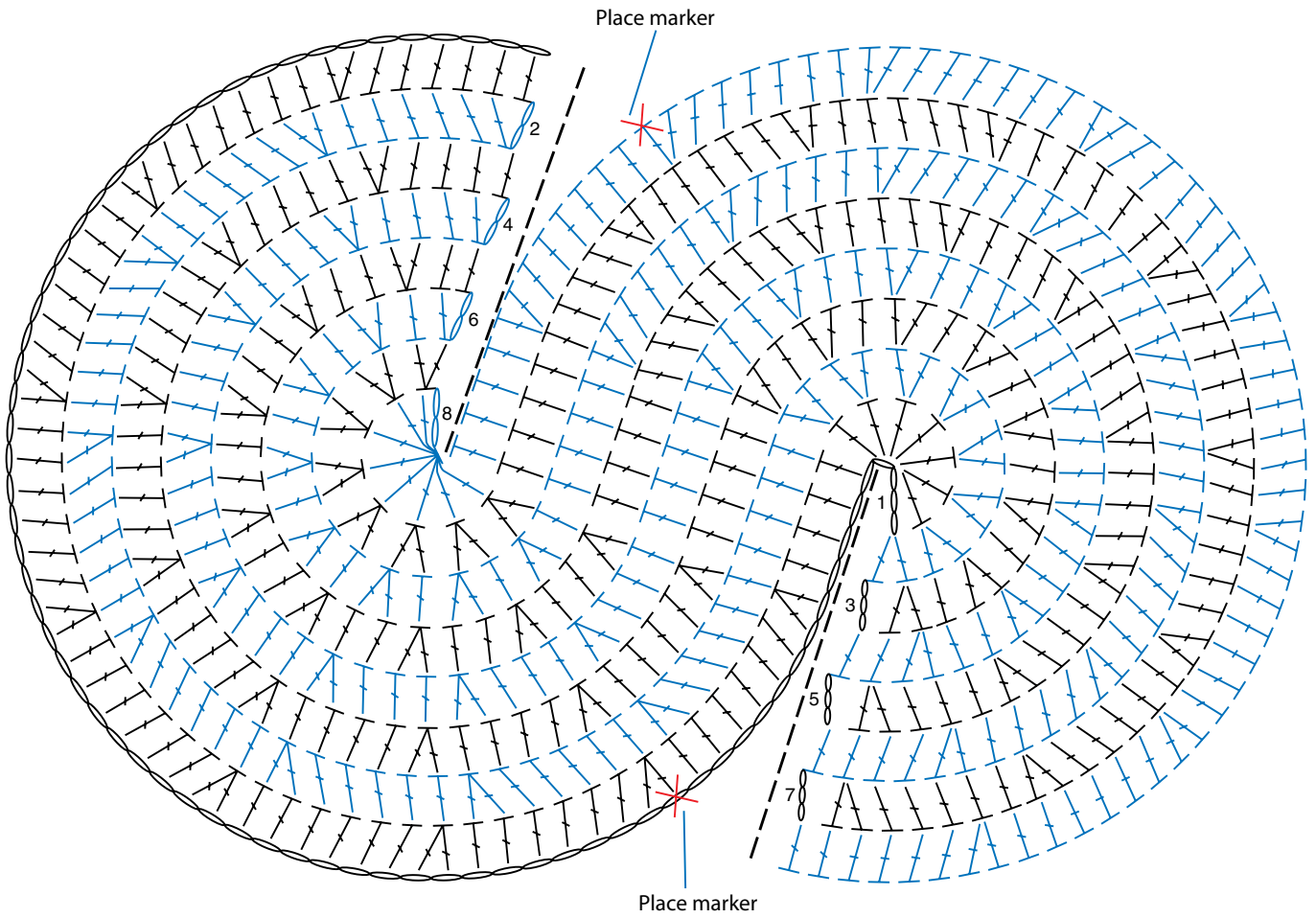
**8th row:** Ch 2. *(Yoh and draw up a loop in next st. Yoh and draw through 2 loops on hook) 8 times. Yoh and draw through all 9 loops on hook - dc8tog made.* 1 dc in each of next 4 dc. (2 dc in next dc. 1 dc in each of next 6 dc) 8 times. Fasten off.

**FINISHING**




Bring last st and marked st tog (see diagram). Sew from marker to center. Rep for opposite side with first st and marker.



# DIAGRAM



## KEY

-  = chain (ch)
-  = double crochet (dc)
-  = dc2tog



P.O. Box 40 Listowel ON N4W 3H3